

一年級校本課程家長工作坊

英文科

14. 12. 2012



第二學段教授單元


Unit 2: My Friend Oscar

- Big book: My Friend Oscar
- Small book 2.1 - 2.4
- Letter book 2.1 - 2.4
- PLE 1A Ch.2 + Ch.4



Unit 3: Grandma and the Birthday Cake

- Big book: Grandma and the Birthday Cake
- Small book 3.1 - 3.4
- Letter book 3.1 - 3.4
- PLE 1A Ch.5



第二學段學習重點(Unit 2)

Unit 2: My Friend Oscar

1. 詞彙 (Target Vocabulary)

- 文具名稱 e.g. pencil, ruler, eraser...
- 數字(one-ten)
- 學校裏的成員名稱 e.g. class teacher, English teacher, classmate, friend
- 學校裏的物品 e.g. mat, desk
- 其他(e.g. boy, girl, group)



第二學段學習重點(Unit 2)

2. 閱讀能力 (Reading skills)

➤ 辨認故事書封面的資料 (Book terminology)

→ Title(書名), author(作者), illustrator(插圖者)

➤ 利用圖畫幫助理解故事書內容

➤ 拼音能力 (Phonics skills)

a) 能辨認及讀出High frequency words: one, two, four, nine, ten, he, they, what, has, have, yellow, and, are, play, his

b) Letter sounds 'm', 's', 'h', 'o'(辨認+應用)

*累積Unit 1所學



第二學段學習重點(Unit 2)

3. 寫作能力 (Writing skills)

- 適當地使用大小楷(句子開首及人稱)
- 適當地使用句號(full stops)
- 利用以下句式寫句子：

- This is _____. He/She is my _____.
- We are in Class _____.
- I have _____. It is /They are _____.
- He/She has _____ and _____.



第二學段學習重點(Unit 2)

4. 文法 (Grammar items)

- 適當地運用單數及複數(a pen / three pens)
- 適當地運用is / am / are
- 適當地運用has / have
- 適當地運用代名詞He(他)、She(她)、We(我們)



第二學段學習重點(Unit 2)

單數及複數(Singular & Plural)

a pen x

x pen s



第二學段學習重點(Unit 2)

Is / am / are

He _↵	is _↵
She _↵	
It _↵	
I _↵	am _↵
You _↵	are _↵
We _↵	
They _↵	

has / have

He _↵	has _↵
She _↵	
It _↵	
I _↵	have _↵
You _↵	
We _↵	
They _↵	

第二學段學習重點(Unit 2)

He / She / We

This is Tom. → He is six years old.

May is my friend. → She is on the mat.

Ben and I are classmates. We are in Class 1A.



Unit 2 學習難點

is vs has
are vs have

小朋友會混淆 is/am/are 及 has/have 的用法，如：
I am a pen. → I have a pen.
She is three pencils.
→ She has three pencils.

家長可向小朋友解釋兩者之分別：
is/am/are → 是
has/have → 有




第二學段學習重點(Unit 3)

Unit 3: Grandma and the Birthday Cake

1. 詞彙 (Target Vocabulary)

- 食物名稱 e.g. cakes, cake, butter, sugar, eggs, flour, milk, fruit, nuts ...
- 動物名稱 e.g. horse, rabbit, hamster...
- 形容詞 e.g. small, big, fat, thin
- 辨認數字 (eleven - twenty)



第二學段學習重點(Unit 3)

2. 閱讀能力 (Reading skills)

➤ 辨認故事書封面的資料 (Book terminology)

➔ Title(書名), author(作者), illustrator(插圖者)

➤ 利用圖畫幫助理解故事書內容


➤ 拼音能力 (Phonics skills)

a) 能辨認及讀出High frequency words:

to, our, we, for, can, make, put, who, her

b) Letter sounds 'c', 'l', 'n', 'e'(辨認+應用)

*累積Unit1 & Unit2



第二學段學習重點(Unit 3)

3. 寫作能力 (Writing skills)

- 適當地使用大小楷
- 適當地使用句號(full stops)
- 利用以下句式寫句子：


(i) This is our cake. We put in_____.

(ii) We like _____.

(iii) It has _____.

(iv) I like this/that _____.


(v) I like these/those _____.



第二學段學習重點

4. 文法 (Grammar items)


- 適當地運用代名詞It(牠/它)、They(他們/牠們/它們)
- 適當地運用this(這個)、that(那個)、these(這些)、those(那些)




第二學段學習重點(Unit 3)

It / They

It is a cat.




They are cats.




I have a dog. It is small.

I have two rabbits. They are cute.



Unit 3 學習難點



this / that /
these / those

小朋友會混淆這4個字的用法，家長可向運用動作歌詠與小朋友溫習這4個字的分別

this

單手指向
下

that

單手指向
遠處

these

雙手指向
下

those

雙手指向
遠處

'Head, Shoulders, Knees and Toes' Song

如何協助子女掌握
這些能力？



難題一

如何協助小朋友
串字的方法？

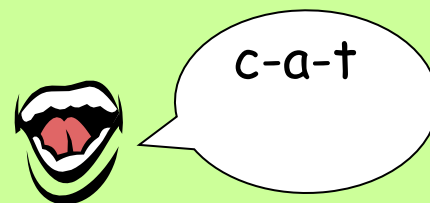



溫習小錦囊(一)：High Frequency Words

- ✓ 必須熟讀及串字
- ✓ 限時鬥快朗讀比賽
- ✓ 限時鬥快默寫比賽



溫習小錦囊(二)：Look, Say, Spell, Cover, Write, Check



老師在日常課堂會使用 'Look, Say, Spell, Cover, Write, Check' 教導小朋友串字

溫習小錦囊(二)：Look, Say, Spell, Cover, Write, Check

<div style="display: flex; align-items: center; gap: 10px;"> <div style="border: 1px solid black; padding: 5px; display: inline-block;"> <u>cake</u> </div> <div style="text-align: center;"> ↵ ↵ ↵ </div> <div style="border: 1px solid black; width: 100px; height: 40px; margin-left: 10px;"></div> </div> <p>•Look •Say •Spell •Cover</p>	<p><u>cake</u></p> <p>•Write</p>	<p>✓ or ✗</p> <p>•Check</p>	<p><u>cake</u></p> <p>•Write</p>	<p>✓ or ✗</p> <p>•Check</p>
cake	↵	↵	↵	↵
butter	↵	↵	↵	↵
sugar	↵	↵	↵	↵
eggs	↵	↵	↵	↵

難題二

如何協助小朋友掌握語文知識(文法)?




溫習小錦囊(三)：圈出提示字詞

Oscar is six years old. _____ has a pen.
(He/She/We)

Miss Lee _____ a hamster. (has/have)

My sister and I _____ a dog. (has/have)

老師會在日常課堂教授學生文法時提醒學生圈出提示字詞



溫習小錦囊(四)：善用i-Learn

- ✓ PowerPoint (Grammar)
- ✓ E-worksheet
- ✓ Games

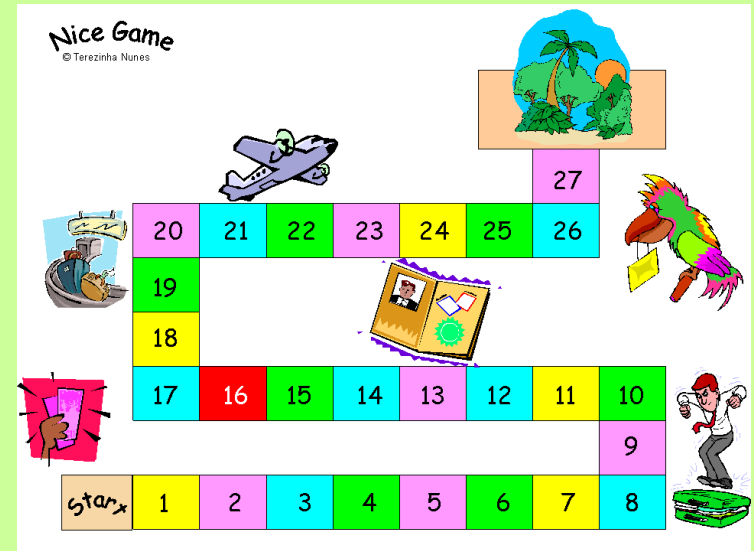


溫習小錦囊(五)：小遊戲

1. Pronoun fan

2. Snapping game (拍卡遊戲)

2. Board game



溫習小錦囊(六)



多讚賞、多鼓勵

測考內容

1. 串字
2. 文法
3. 閱讀
 - 不同文體
 - 長篇章 (Long passage)
4. 寫作
 - 短寫 (Short Writing)
 - 平行寫作 (Parallel Writing)



測考形式

1. 不供詞填充
2. 供詞填充
3. 配對
4. 連線
5. 閱讀理解
 - 選擇題
 - 短答
 - 短寫 (Short Writing)
6. 寫作題

一年級上學期測驗及考試
均會由老師朗讀所有題目

- Unit 2 溫習筆記會在聖誕假期前派發
- Unit 3 溫習筆記會在考試前一星期派發

謝謝！