

二年級 第一學段英文科 家長溫習工作坊



第一學段教授單元

LOE Unit 1 Shop around

LOE Unit 2 Weekend fun

LOE Unit 3 My school

LOE Unit 4 Who's the thief?



第一學段學習材料

LOE 2A Unit 1-4

Workbook 2A Unit 1-4

Learning Sheet 1-2

Unit Task

Writing Task

Assessment Task 1-2

Revision Notes

Revision Exercise








Unit 1 學習重點

1. 詞彙

- 城市內的地方名稱 (Places in a city)

Words in use

 1	 2	 3	 4
a bank	a cake shop	a cinema	a clinic
 5	 6	 7	 8
a fire station	an MTR station	a park	a police station
 9	 10	 11	 12
a post office	a restaurant	a shopping centre	a supermarket



2. 文法

2.1 Is there ... ?

Is there

a post office?

a supermarket?

Yes,

there is.

No,

there is **not**.

isn't = is not
Use 'isn't' in
conversations.

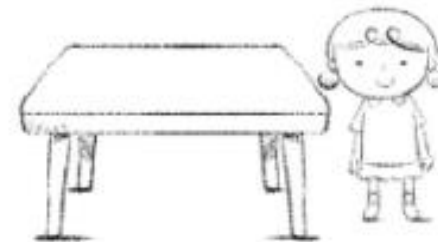
2.2 Prepositions: behind, in front of, next to



The picture is **behind** the boy.



Miss Lee is **in front of** the students.



The girl is **next to** a table.

3. 閱讀

- 地圖 (Map)
- 對話 (Conversation)
- 網頁 (Web page)




4. 寫作



運用適當的Prepositions描述地方/物件的位置:

- E.g. The pond is **next to** the bench.



Unit 2 學習重點

1. 詞彙

• 週末的活動 (Weekend activities)





2. 文法

2.1 Present continuous tense (現在進行式)

I	am		
He	is	dancing	on the grass.
She			
It			
We	are	swimming	in the pool.
They			

Drop the 'e'.

Double the 'm'.

in/on + places

Remember:

dance → dancing

have → having

ride → riding

take → taking

chat → chatting

run → running

skip → skipping

swim → swimming



2. 文法

2.2 must / must not (必須 / 一定不能)

E.g.



We **must** keep quiet. 或

We **must not / mustn't** talk.



We **must** keep clean. 或

We **must not / mustn't** litter.

3. 閱讀

- 故事 (Story)
- 文章 (Article)
- 相片說明 (Photo captions)



4. 寫作



為相片寫上適當的說明/描述:



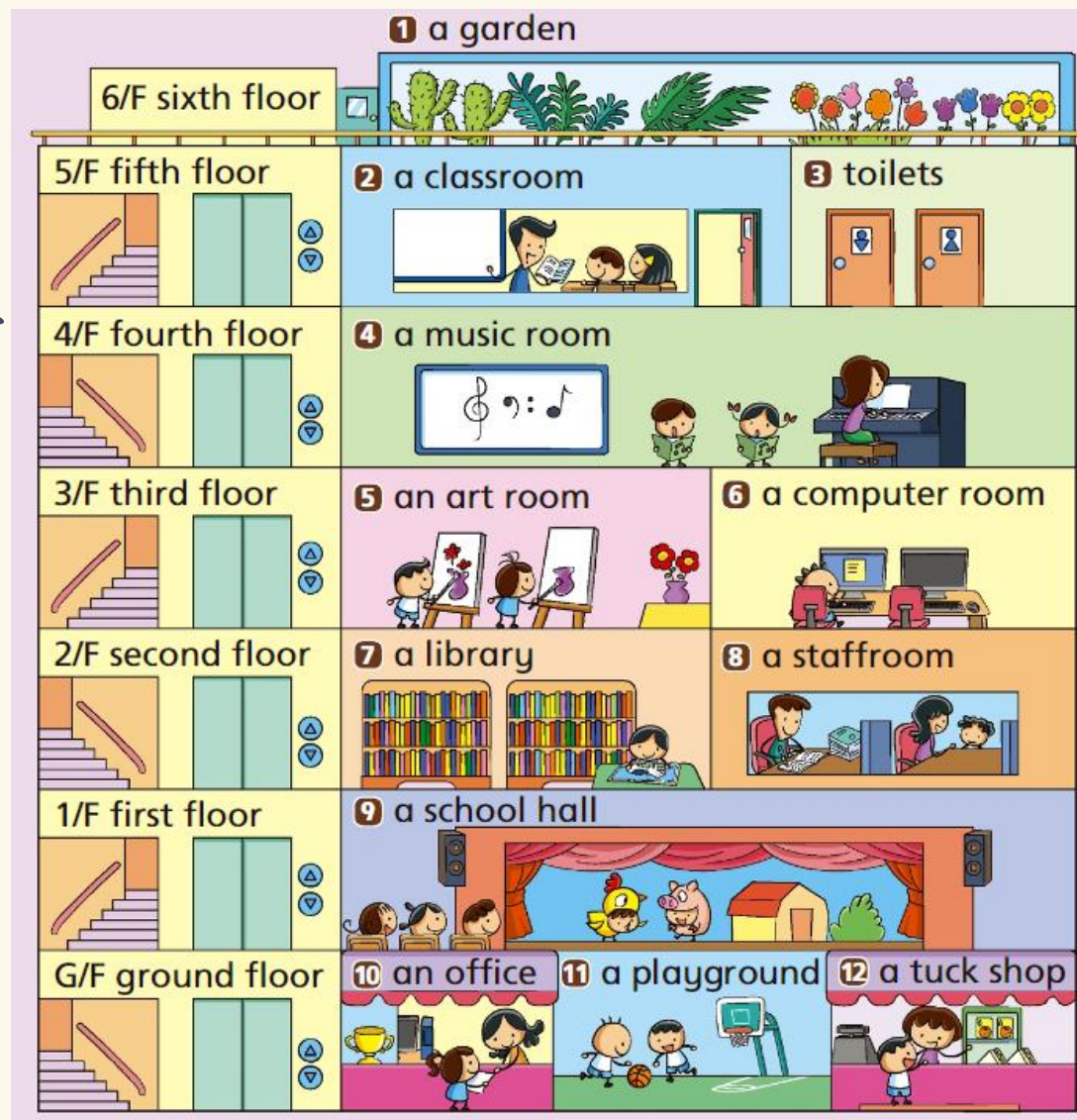
Who are in the photo?
What are they **doing**?
Where are they?
How do they **feel**?

Mum, Dad and I are having lunch in the restaurant. We are happy.

Unit 3 學習重點

1. 詞彙

- 學校內不同地方的名稱
(Places at school)
- 描述層數的數字
(Ordinal numbers)





2. 文法

2.1 Prepositions: on / in / at

✓ We use **on** to talk about positions.

✓ We use **in / at** to talk about places

The toy shop is **on** the second floor.



There is a big teddy bear **in** the toy shop.

on + a floor

in + a room / place

at + school / home

G/F = the ground floor 1/F = the first floor 2/F = the second floor

3/F = the third floor 4/F = the fourth floor

5/F = the fifth floor 6/F = the sixth floor

3. 閱讀

- 故事 (Story)
- 指南 (Directory)
- 佈告板 (Information board)



4. 寫作

+



運用腦圖組織
及描述心目中
理想的學校

My Dream School

1. About my dream school:

No. of floors: _____

Rooms / special places:

2. The place I like best:

a) Which place do you like best?

b) Where is it? (?/F)

c) What can you see there?

d) What do you do there?

e) What must/mustn't we do there?

(Write at least two rules.)



Unit 4 學習重點

1. 詞彙

- 個人物品
(Personal belongings)





2. 文法

2.1 Do you ...? / Does ...?

Do	you	have	hairbands?
Does	he/she		

*don't = do not
doesn't = does not
Use 'don't and 'doesn't'
in conversations.*

Yes,	I	do.
	he/she	does.
No,	I	do not.
	he/she	does not.



2. 文法

2.2 Possessive ('s)

- ✓ We use **'s** to tell who owns something.
- ✓ We use **Whose** when asking about which person owns.



Whose dress is it?

This is my mum's dress.

- ✓ We use **'s** after singular nouns or people's names, e.g. my friend's, Karen's

my friend's

the children's

3. 閱讀

- 話劇劇本 (Play script)
- 失物告示 (Lost-property notice)
- 故事 (Story)



4. 寫作



創作短劇對話內容:

- 描述失物特徵 (顏色)
- 描述在失物的位置

E.g. I see a watch **in the computer room.**

Where is the computer room?

It is **on the ground floor.**

Revision Notes內的 Vocabulary List


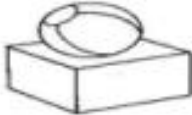









必須明白詞語意思及懂串法

A. Vocabulary List:

1. a cinema	6. riding a bicycle	11. a playground	16. first floor
2. a clinic	7. riding a scooter	12. a music room	17. second floor
3. a police station	8. having a picnic	13. an art room	18. fifth floor
4. a supermarket	9. chatting	14. a computer room	19. a wallet
5. a post office	10. a garden	15. ground floor	20. a towel




Revision Notes內的Preposition List

I) Basic prepositions

1. <u>in</u> the box 	2. <u>on</u> the box 	3. <u>under</u> the desk 
4. <u>near</u> the chair 	5. stand <u>up</u> 	6. look <u>at</u> 
7. turn <u>on</u> 	8. turn <u>off</u> 	9. sit <u>down</u> 
10. point <u>to</u> 	11. <u>in</u> the morning	12. <u>in</u> the afternoon
13. <u>in</u> the evening	14. <u>in</u> Class 2A	15. play on the swing/sea-saw 



Revision Notes內的Preposition List

II) Newly learnt prepositions

1. <u>behind</u> 	2. <u>in front of</u> 	3. <u>next to</u> 
4. <u>in</u> the library/art room	5. <u>in</u> the restaurant/park	6. <u>in</u> Tuen Mun/Yuen Long
7. <u>in</u> the corridor	8. <u>in</u> the bedroom/kitchen	9. <u>at</u> home
10. <u>at</u> school	11. <u>at</u> 6:00 p.m.	12. <u>on</u> the ___ floor
13. <u>on</u> the bus	14. <u>with</u> my family/friends	15. line <u>up</u>

溫習小錦囊

HOW I STUDY.



溫習詞語



1. Oxford iSolution平台上的 e-Flash cards → 溫習字詞意思



a bank

銀行

Mum is getting some money from a bank.

媽媽正在銀行取錢。

溫習詞語



2. Oxford iSolution平台上的Wordwall

→ 溫習字詞意思及串法



Wordwall games



2A Floors (ordinal numbers)

Hangman

2A Floors (ordinal numbers)

The music room is on the _____ floor.

START

Fill in the blanks with the correct words.

f g h i j
k l m n o
p q r s t
u v w x y
z

溫習詞語



3. 小遊戲(如字卡配對)

4. 磁石字母

5. 拼音



溫習文法小遊戲(Grammar rules)

1. 動作題(溫習Prepositions) :

- 請小朋友閱讀句子後站在正確的位置/將物件放在正確位置

E.g. The chair is **next to** the desk.

The doll is **in front of** the chair.



溫習文法小遊戲(Grammar rules)

2. 拍卡題(溫習Do / Does) :

-把‘Do’及‘Does’ 2張字卡放在枱面，然後出示不同**主語**，請小朋友拍正確的字卡

E.g.

Does	he/ she/it your brother/ Mum/ ...
Do	I/ we/ you/ they




溫習文法小遊戲(Grammar rules)

3. 分類遊戲(溫習Prepositions) :

- 先製作Preposition表及字卡，請小朋友將詞語放在正確的Preposition下

E.g.

in	on	at
the library	the first floor	home
the park	the swing	school



溫習文法(Prepositions)



圈出關鍵字：



There is a teddy bear in the toy shop.

The art room is on the third floor.

溫習文法(Tenses)



圈出關鍵字：



1. 時間字

2. 主語

3. 留意動詞的串法

Mike is riding (ride) a bicycle now.

閱讀理解答題技巧



☆ 圈出關鍵字：

Q. Look at Photo 3. What is Henry doing?

Henry is in the library. He is reading.

閱讀理解答題技巧



★ 圈出關鍵字：

Q. Read Line 5. Who does 'he' refer to?

Henry is in the library. He is reading.



閱讀理解答題技巧

☆ 刪除不正確的答案：

Which of the following is **NOT** true about the children in the park?

- A. They like chatting near the fountain. ✓
- B. They like eating cakes on the benches. ✗
- C. They like looking at the fish. ✓
- D. They like running around. ✓

☆ 刪除不可能的答案




寫作技巧

☆ 留意圖畫的內容

☆ 利用 **Question words** 幫助自己寫句子
(Who? What? Where? How?)

☆ 多利用圖片/相片請小朋友 **口頭造句**

☆ 養成寫作後 **自我檢查** 的習慣





考試形式



閱讀及寫作考試

1. 不供詞填充（串字）
2. 供詞填充（文法）
3. 閱讀理解
 - 選擇題
 - 短 答
 - 完整句子作答
4. 寫 作（看圖作句 / 腦圖）

老師不會讀卷，
學生須自行做卷

聆聽考試

1. 選擇題
2. 會播放2次錄音內容

說話考試

1. 日常對答
2. 朗讀
3. 老師提問學生問題



Thank
you

